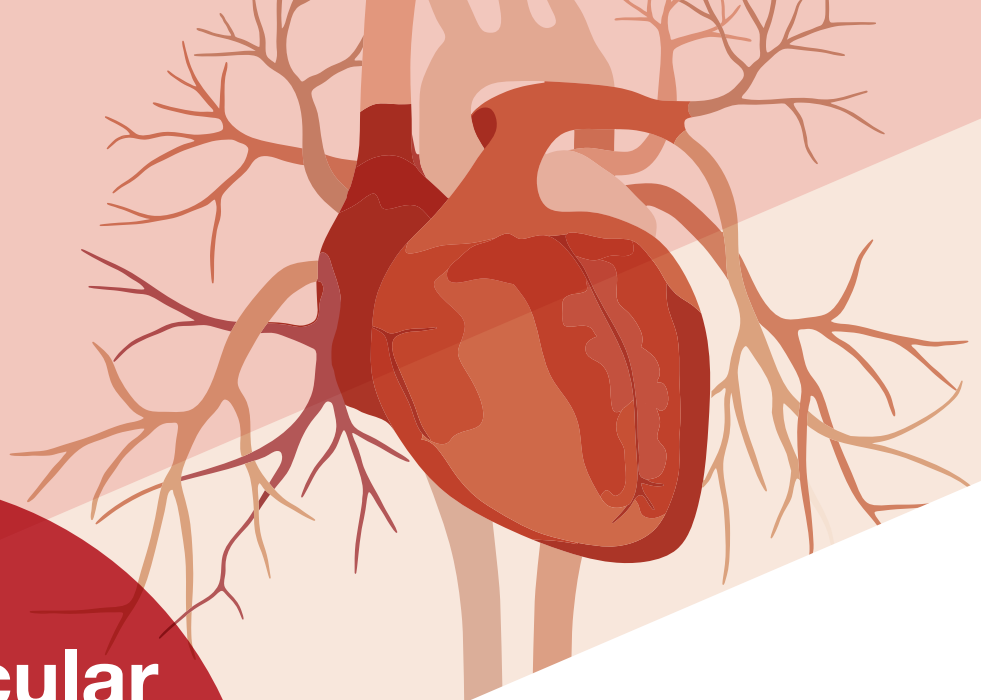




**MEDICAL
PROFESSIONALS**

Refining Radiology



Cardiovascular Workshop

Sat 07 & Sun 08
July 2018

Lebanese Order of
Physicians, Lebanon

GENERAL OVERVIEW



Objectives

The aim of the level 2 course is to learn a systematic way to review, enhance and interpret the large amount of data available from a single cardiac CTA study that can be adapted to any modern workstation. Although more focus will be done on CTA, Cardiac MR will also be covered.



Registration Details

For info about registration please send an e-mail to :
cme@medical-professionals.com
Or call: **+961 1 974 800 ext.209** or **+961 3 10 46 13**

Date: Saturday 07 & Sunday 08 July, 2018

Location: Lebanese Order of Physicians
Beirut, Lebanon

CME Accreditation under process



Target Audience

- Cardiologist
- Radiologist
- Radiology Resident



Highlights

- Each session will last 3.5 hours starting with a lecture on relevant topics
- Hands-On Case Studies will follow on Workstations: a total of 40 "Live cases" using CTA and CMR
- At the end of each session, cardiac CTA or CMR relevant cases will be performed as case reports or quiz to demonstrate multi-modality interaction and the use of new techniques and features as 4D-Flow MR or T1/T2 Mapping

www.medical-professionals.com

CALL NOW
+961 3 104613



BEIRUT, Lebanon

2nd flr, Markazia bldg, Downtown
P.O.Box 11/397 Beirut, Lebanon
T +961 1 974 800/801/802 ext.209
F +961 1 975 800

PARIS, France

17, Quai de Grenelle,
75015 Paris, France
T +33 1 40 58 14 28
F +33 1 40 58 14 60

TUNIS, Tunisia

4, rue 7036, 2nd flr, El Menzah 4, 1004
Tunis-Tunisia
VISA : 11/1569/17
M +216 22 544 434 | M +216 26 555 138

Follow us



www.facebook.com/medical.professionals.lb

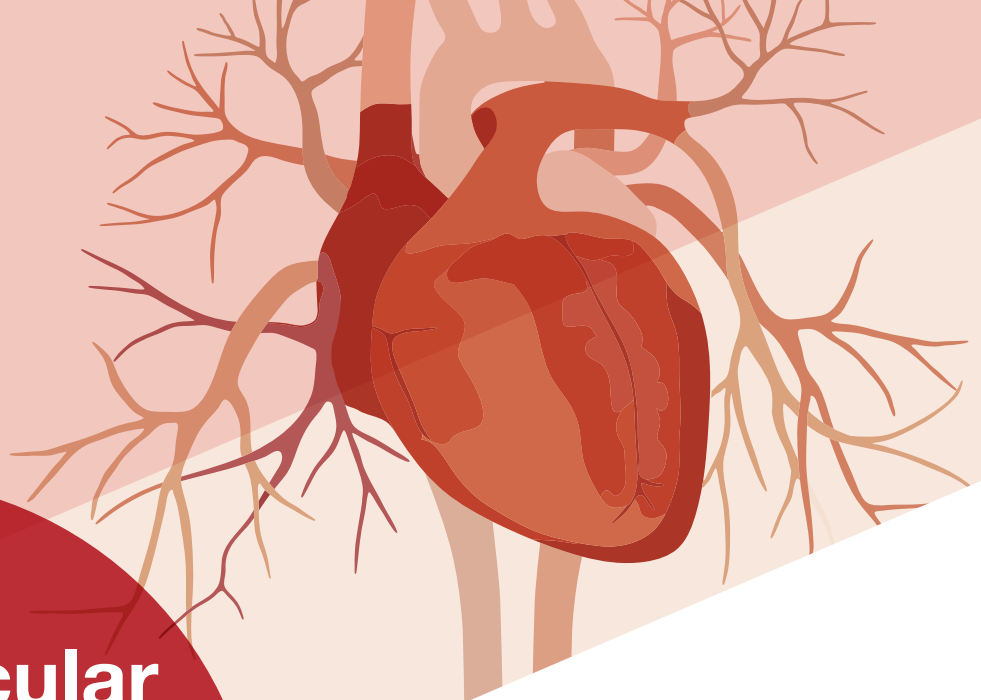


www.linkedin.com/in/medicalprofessionalsmp



**MEDICAL
PROFESSIONALS**

Refining Radiology



Cardiovascular Workshop

Sat 07 & Sun 08
July 2018

Lebanese Order of
Physicians, Lebanon

PROGRAM DAY 1-DAY 2

07 JULY, 2018	
AM	<p>Lecture: Cardiac CTA: acquisition, post-processing, hints, workflow.</p> <p>Hands-on cases: coronary CTA including stent, CABG, ascending aorta.</p> <p>Quiz</p>
	Lunch
PM	<p>Lecture: CT/MR imaging in Coronary Artery Disease (CAD).</p> <p>Hands-on cases: CTA & CMR cases focused on CAD.</p> <p>Quiz</p>

08 JULY, 2018	
AM	<p>Lecture: Cardiac CTA in valvular disease.</p> <p>Hands-on cases: including native and prosthetic valve dysfunction, TAVI planning, flow measurement.</p> <p>Quiz</p>
	Lunch
PM	<p>Lecture: Right Ventricle, from normal to pathology.</p> <p>Hands-on cases: including cardiomyopathies & congenital heart disease, CMR & CTA</p> <p>Additional Lecture (<i>depending on time constraints</i>): Pericardium, from normal to pathology.</p> <p>Quiz</p>

www.medical-professionals.com

CALL NOW
+961 3 104613





BEIRUT, Lebanon
2nd flr, Markazia bldg, Downtown
P.O.Box 11/397 Beirut, Lebanon
T +961 1 974 800/801/802 ext.209
F +961 1 975 800

PARIS, France
17, Quai de Grenelle,
75015 Paris, France
T +33 1 40 58 14 28
F +33 1 40 58 14 60

TUNIS, Tunisia
4, rue 7036, 2nd flr, El Menzah 4, 1004
Tunis-Tunisia
VISA : 11/1569/17
M +216 22 544 434 | M +216 26 555 138

Follow us

 www.facebook.com/medical.professionals.lb
 www.linkedin.com/in/medicalprofessionalsmp